

nibble

at codegarden 08

flash and
umbraco

loading umbraco content into flash

umbraco sites with flash

flash parts

<http://www.peugeot.com/>

<http://www.suzuki.dk/>

<http://www.victorbyhasselblad.com/>

full flash

<http://www.furuvik.se/>

<http://www.intro-uk.com>

nibble

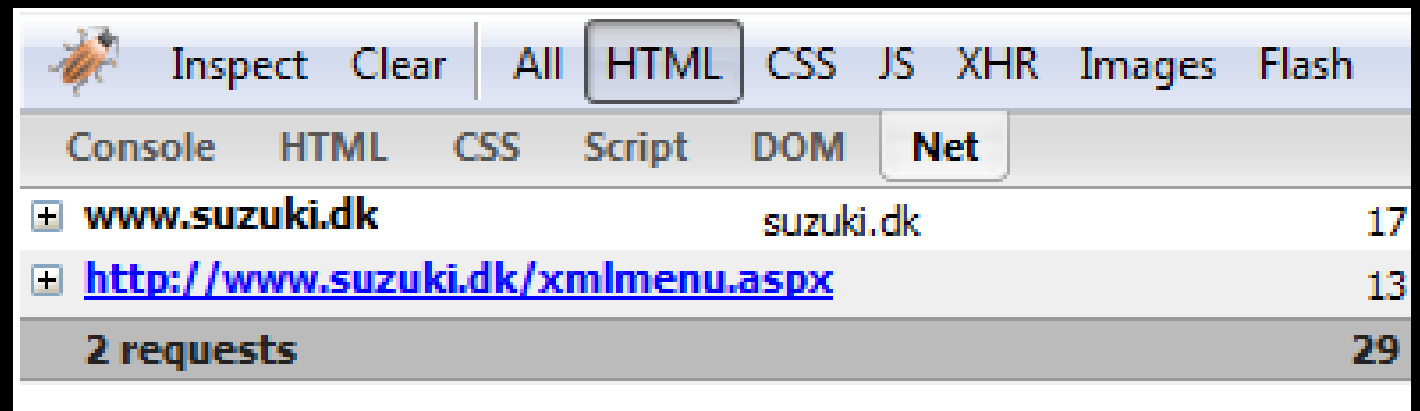
at codegarden 08

'flash and umbraco'

www.nibble.be

umbraco sites with flash

most use xml



The screenshot shows the 'Net' tab of a browser's developer tools. The top bar has tabs for 'Inspect', 'Clear', 'All', 'HTML', 'CSS', 'JS', 'XHR', 'Images', and 'Flash'. Below this, the 'Net' tab is active, showing a list of requests. The first request is to 'www.suzuki.dk' with a size of 17. The second request is to 'http://www.suzuki.dk/xmlmenu.aspx' with a size of 13. A summary row shows '2 requests' with a total size of 29.

Request	Size
+ www.suzuki.dk	17
+ http://www.suzuki.dk/xmlmenu.aspx	13
2 requests	29

umbraco content in flash

output xml with umbraco
load xml into flash



< xml />



umbraco content in flash

.net knowledge not needed

Create everything with 'level 1'
skills

nibble
at codegarden 08
'flash and umbraco'

www.nibble.be

load xml into flash

Plenty of resources

Tutorials & examples of flash/xml

<http://www.gotoandlearn.com/player.php?id=22>

<http://www.kirupa.com/web/xml/XMLwithFlash3.htm>

http://www.flashscript.biz/MX2004/xml2004_tutorial/xml_tutorial_1.html

<http://www.permadi.com/tutorial/flashXMLNewsExample/index.html>

<http://www.tutorio.com/tutorial/simple-flash-xml-photogallery>

nibble

at codegarden 08

'flash and umbraco'

www.nibble.be

umbraco content in flash

perfect for outputting xml

xslt

total control of output

nibble

at codegarden 08

'flash and umbraco'

www.nibble.be

Outputting xml with umbraco

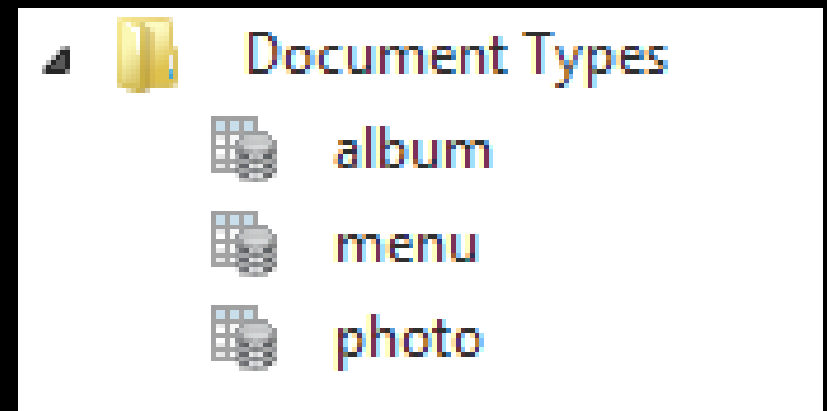
Create documenttypes based on the xml

```
<?xml version="1.0" encoding="ISO-8859-1" ?>
- <menu>
- <album caption="Antartica">
  <photo url="pinguin1.jpg" caption="Lorem ipsum dolor sit amet" />
</album>
- <album caption="Libertines">
  <photo url="newsnight1.jpg" caption="Lorem ipsum dolor sit amet" />
  <photo url="newsnight5.jpg" caption="Lorem ipsum dolor sit amet" />
</album>
</menu>
```

Outputting xml with umbraco

```
<?xml version="1.0" encoding="ISO-8859-1" ?>
- <menu>
  - <album caption="Antartica">
    <photo url="penguin1.jpg" caption="Lorem ipsum dolor sit amet" />
  </album>
  - <album caption="Libertines">
    <photo url="newsnight1.jpg" caption="Lorem ipsum dolor sit amet" />
    <photo url="newsnight5.jpg" caption="Lorem ipsum dolor sit amet" />
  </album>
</menu>
```

- album
- photo




Outputting xml with umbraco



```
<?xml version="1.0" encoding="ISO-8859-1" ?>
- <menu>
- <album caption="Antartica">
  <photo url="penguin1.jpg" caption="Lorem ipsum dolor sit amet" />
</album>
- <album caption="Libertines">
  <photo url="newsnight1.jpg" caption="Lorem ipsum dolor sit amet" />
  <photo url="newsnight5.jpg" caption="Lorem ipsum dolor sit amet" />
</album>
</menu>
```



attributes -> properties

Add New Property

Click here to add a new property 

Tab: photo

url (url), Type: Upload  

caption (caption), Type: Textstring  

Outputting xml with umbraco

Create xslt that outputs xml + macro

```
<xsl:param name="currentPage"/>

<xsl:template match="/">

<menu>
<xsl:for-each select="$currentPage/node">
<album caption="{./data [@alias = 'caption']}">
<xsl:for-each select="./node">
<photo url="{./data [@alias = 'url']}" caption="{./data [@alias = 'caption']}">
</photo>
</xsl:for-each>
</album>
</xsl:for-each>
</menu>

</xsl:template>

</xsl:stylesheet>
```

Outputting xml with umbraco

Create (alt)template

Name	menuxml
Alias	menuxml
Master template	None ▼
Template :	<pre><?xml version="1.0" encoding="utf-8"?> <?UMBRACO_MACRO macroAlias=" menu" ></?UMBRACO_MACRO></pre>

nibbleFX

New package NibbleFX

can be found on the usb drive
/nibble/nibbleFX.v1/package/NibbleFX.V1.umb

latest version

<http://www.nibble.be>

nibble
at codegarden 08
'flash and umbraco'

www.nibble.be

nibbleFX

From prototype to implementation in
a couple of seconds

nibble
at codegarden 08
'flash and umbraco'

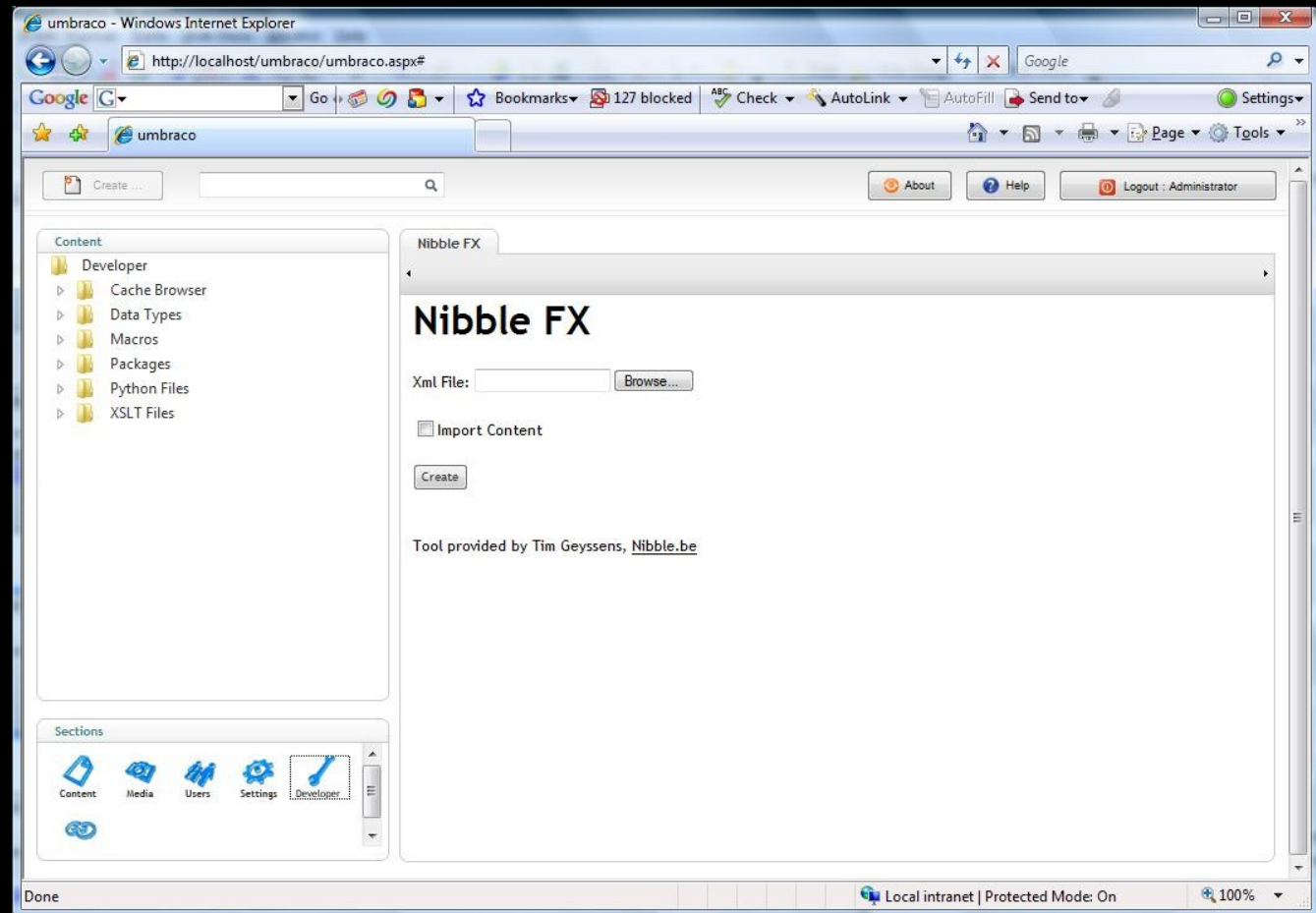
www.nibble.be

nibbleFX

Input xml file
Everything in umbraco gets created
Possible to import content

nibbleFX

Demo



nibble
at codegarden 08
'flash and umbraco'

www.nibble.be

umbraco and flash remoting

nibble
at codegarden 08
'flash and umbraco'

www.nibble.be

fluorine

fluorine

<http://www.fluorinefx.com/>

implementation of Flex/Flash
Remoting for the .NET framework

Open source

nibble

at codegarden 08

'flash and umbraco'

www.nibble.be

fluorinefx

can work in combination with
umbraco

copy some files
update web.config

nibble
at codegarden 08
'flash and umbraco'

www.nibble.be

fluorinefx

Guestbook example

```
[RemotingService("Fluorine sample service")]
public class Guestbook
{
    public Guestbook()
    {
    }

    public void Sign(string name, string email, string message)
    {
        DocumentType dtGuesbookMessage = new DocumentType(1243);

        umbraco.BusinessLogic.User user = new umbraco.BusinessLogic.User(0);

        int parent = 1244;
        Document dNewMessage = Document.MakeNew(name, dtGuesbookMessage, user , parent);

        dNewMessage.getProperty("Name").Value = name;
        dNewMessage.getProperty("Email").Value = email;
    }
}
```

nibble
at codegarden 08
'flash and umbraco'

www.nibble.be

nibble

at codegarden 08

questions
anyone?
